



Issaquah Storm and Surface Water Master Plan

February 19, 2020, 12:48 PM

Contents

i.	Summary of responses	2
----	----------------------	---

Summary Of Responses

As of February 19, 2020, 12:48 PM, this forum had:

		Topic Start	Topic End
Attendees:	74	January 24, 2020, 9:45 AM	February 19, 2020, 12:47 PM
Responses:	25		
Hours of Public Comment:	1.3		

QUESTION 1

Over the last year, do you remember seeing any flooding or large puddles in your neighborhood or where you spend time in Issaquah?

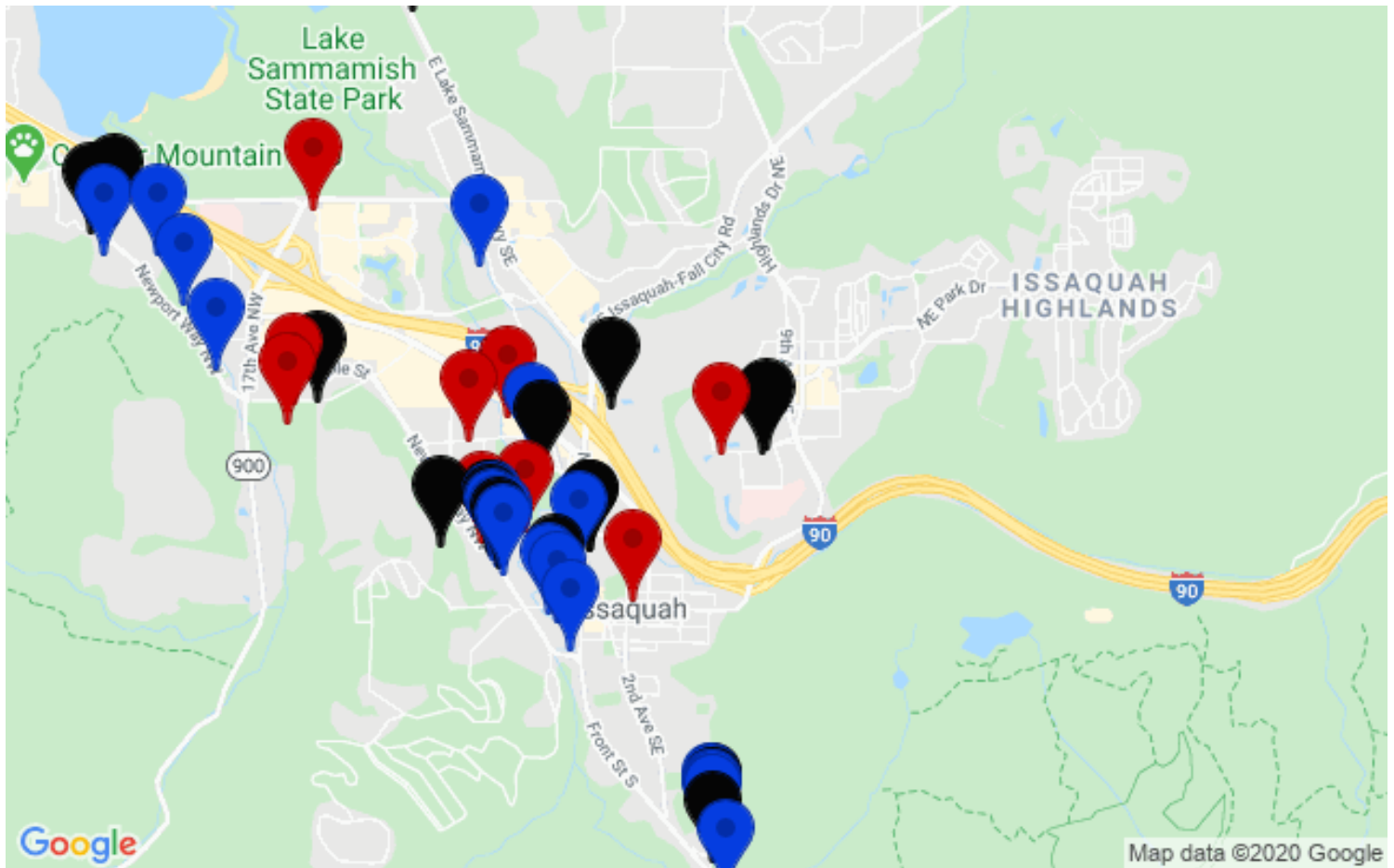
		%	Count
Yes		91.3%	21
No		8.7%	2

QUESTION 2

Please map it and tell us what you saw. Zoom in as necessary.

Issaquah Storm and Surface Water Master Plan

Issaquah Storm and Surface Water Master Plan



- Red pin: Puddle, not in a road
- Black pin: Puddles/flooding, on a road
- Blue pin: High water in ditch, creek or river

QUESTION 3

Over time, have you noticed a long-term change in the way a creek flows, the quality of the water or how many fish are present?

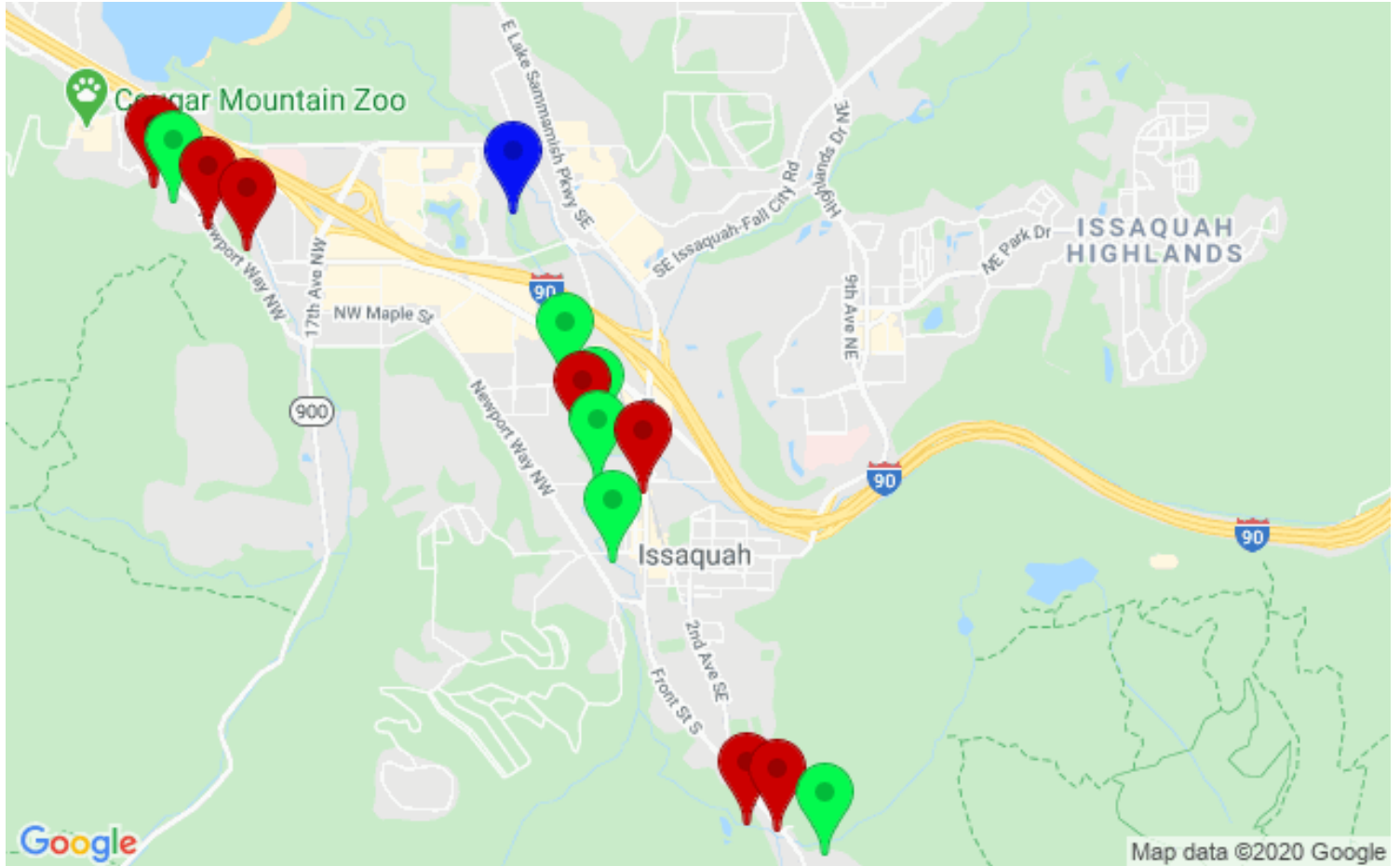
		%	Count
Yes		37.5%	9
No		62.5%	15

Issaquah Storm and Surface Water Master Plan

Issaquah Storm and Surface Water Master Plan

QUESTION 4

Please map it and tell us what you saw. Zoom in as necessary.



- Creek levels
- Water quality
- Number of fish




QUESTION 5

We would love to include you in future steps in creating the storm and surface water master plan. Let us know what types of outreach work best for you. Select all that apply.

		%	Count
Read about progress in eNews updates	<div style="width: 70%; height: 15px; background-color: #0056b3;"></div>	70.0%	14





Issaquah Storm and Surface Water Master Plan

Issaquah Storm and Surface Water Master Plan

		%	Count
Attend an open house		45.0%	9
Attend a City Council meeting		30.0%	6
Have City staff come to your neighborhood for a group meeting		25.0%	5
Other		30.0%	6

QUESTION 6

How are you connected to Issaquah? Select all that apply.

		%	Count
Live here		82.6%	19
Work here		26.1%	6
Spend time here for shopping or recreation		39.1%	9
Other		13.0%	3

QUESTION 7

If you would like City staff to contact you about your responses, please provide your contact information (Name, email address, phone number)

Answered	10
Skipped	15