

METAL FENCE POST STAKING. STAKE PERPENDICULAR TO THE DOMINATE WIND DIRECTION. 3 STAKES REQUIRED ON TREES 3" OR LARGER. DRIVE STAKES 1' INTO UNDISTURBED SOIL

GUY ATTACHMENTS: INTERLOCKING PLASTIC TREE TIES. GUYS NOT TAUT

BOTTOM OF TRUNK FLARE SHALL BE SLIGHTLY HIGHER THAN THE SURROUNDING FINISH GRADE

TRANSIT TRUNK GUARDS: REMOVE IMMEDIATELY AFTER PLANTING

2" TO 4" OF WOODY MULCH: AGED WOOD CHIPS, SHREDDED BARK, OR SIMILAR MULCH. NO MULCH WITHIN 6" RADIUS OF TRUNK

ARBOR GUARD (REQUIRED IF IN A LAWN)

EXPOSE TOP OF ROOT CROWN.

WATER THOROUGHLY TO ELIMINATE AIR POCKETS, SETTLING, AND TO SOAK THE BALL AND THE SURROUNDING SOIL.

CUT AND REMOVE ALL TIES AND BURLAP. CUT AND REMOVE CIRCLING OR GIRDLING ROOTS.

LOOSENED NATIVE SOIL

SURFACE FERTILIZE ONLY

ROOT BALL DIAM.

MOUNDED MULCH RING

REMOVE WIRE BASKET

TOPSOIL WITH FIRM SOIL AROUND BALL; DO NOT TAMP. EXPAND BEYOND PLANTING PIT AS SHOWN WHEN NO TOPSOIL IS PRESENT

PLANTING HOLE DIAMETER SHALL BE AT LEAST 3 TIMES THE ROOT BALL DIAMETER

PLANTING BASE OF UNDISTURBED OR COMPACTED TOP SOIL TO SUPPORT ROOT BALL AND REDUCE SETTLING

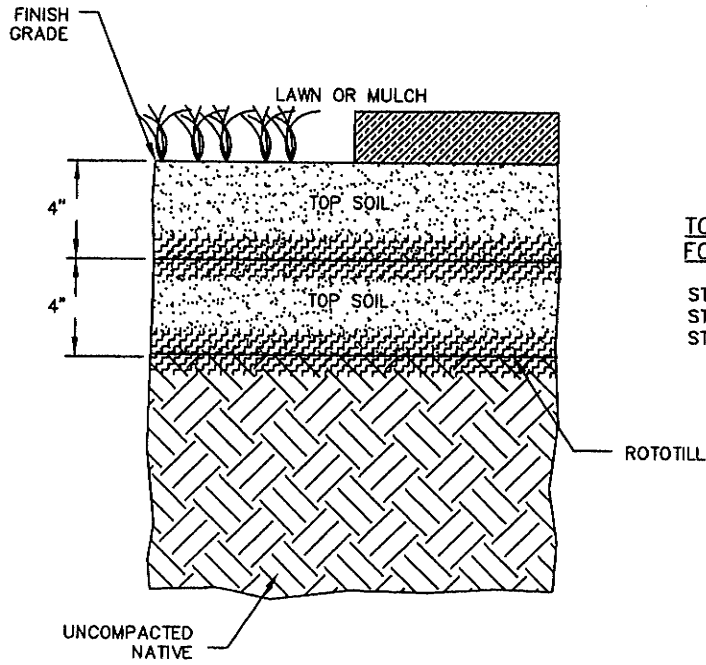
REVISION: MAY 16, 2007

NO SCALE



TREE PLANTING DETAIL

STANDARD  
DETAIL NO.  
L-01



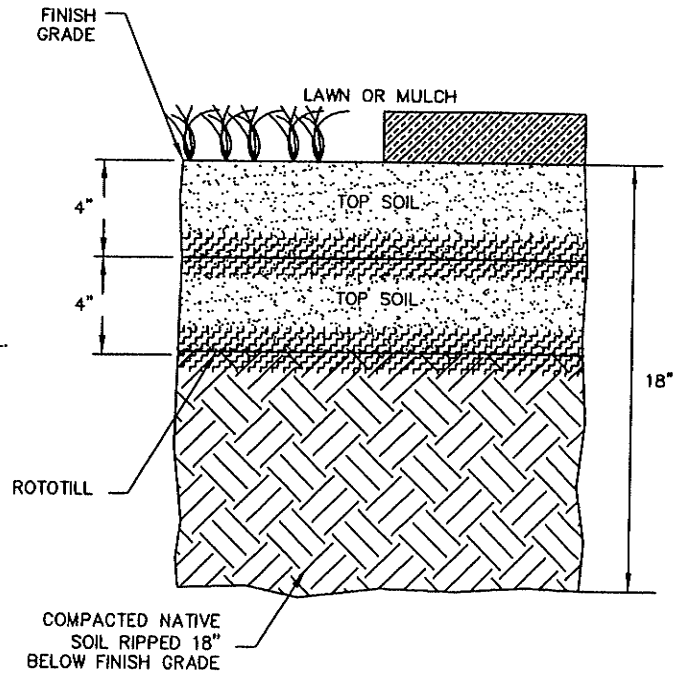
**TOP SOIL REQUIREMENTS FOR NON-COMPACTED SOILS**

- STEP 1. LEAVE SUBGRADE AT 8" BELOW FINISH GRADE.
- STEP 2. ADD 4" OF TOPSOIL AND ROTOTILL INTO SUBGRADE.
- STEP 3. ADD 4" OF TOPSOIL AND ROTOTILL INTO PREVIOUS LAYER.

**TOP SOIL REQUIREMENTS FOR NON-COMPACTED SOILS SECTION VIEW**

**TOP SOIL REQUIREMENTS FOR COMPACTED SOILS**

- STEP 1. RIP 18" BELOW FINISH GRADE TO LOOSEN SOIL.
- STEP 2. LEAVE SUBGRADE AT 8" BELOW FINISH GRADE.
- STEP 3. ADD 4" OF TOPSOIL AND ROTOTILL INTO SUBGRADE.
- STEP 4. ADD 4" OF TOPSOIL AND ROTOTILL INTO PREVIOUS LAYER.



**TOP SOIL REQUIREMENTS FOR COMPACTED SOILS SECTION VIEW**

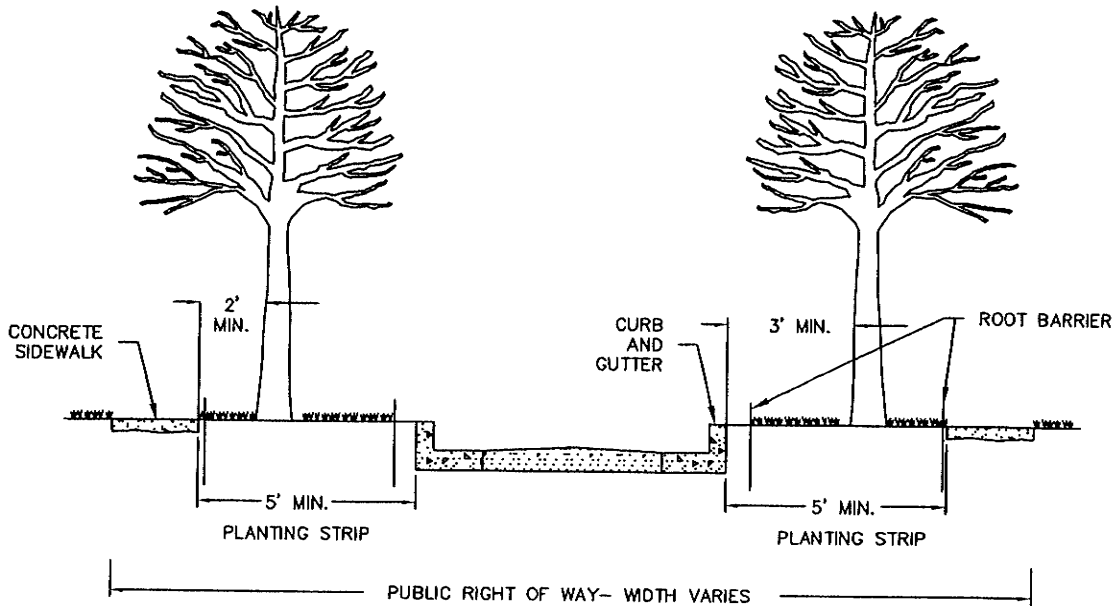
REVISION: MAY 16, 2007

NO SCALE



**TOP SOIL REQUIREMENTS FOR COMPACTED AND NON-COMPACTED SOILS**

STANDARD  
DETAIL NO.  
L-02



**NOTES:**

1. TREE SPACING IS DEPENDANT ON THE SIZE AND TYPE OF STREET TREE USED. SEE CITY CODE 18.12.160 FOR SPACING.
2. TREES SHALL NOT BE PLACED IN SIGHT DISTANCE TRIANGLES PER MOST CURRENT VERSION OF THE MANUAL ON UNIFORM TRAFFIC CONTROL DEVICES.
3. COORDINATE WITH TRAFFIC CONTROL ENGINEER SO THAT TREES DO NOT OBSTRUCT SIGHT DISTANCE FOR TRAFFIC CONTROL SIGNS.
4. NATIVE, HARDY SHRUBS SHOULD BE USED IN PLANTER STRIPS.
5. PLANTING STRIP IRRIGATION SYSTEMS SHALL MEET IRRIGATION STANDARD AND INCORPORATE LATEST WATER CONSERVATION TECHNIQUES.
6. STREET TREES SHALL HAVE A MINIMUM OVERHEAD CLEARANCE OF SEVEN (7) FEET OVER PEDESTRIAN PATHWAYS AND FOURTEEN (14) FEET OVER STREETS AT MATURITY. STREET TREES SHALL BE CENTERED A MINIMUM OF THIRTY (30) FEET FROM INTERSECTIONS, TWENTY (20) FEET FROM STREET LIGHTS, THREE (3) FEET FROM CURBS AND TWO (2) FEET FROM SIDEWALKS OR AS OTHERWISE APPROVED BY THE CITY.
7. STREET TREES SHALL BE PLANTED IN A PLANTING STRIP WITH A MINIMUM OF FIVE (5) FEET BETWEEN THE SIDEWALK AND THE BACK OF THE CURB
8. TREE PIT AREA SHALL BE A MINIMUM OF 24 SQUARE FEET.

REVISION: MAY 16, 2007

NO SCALE

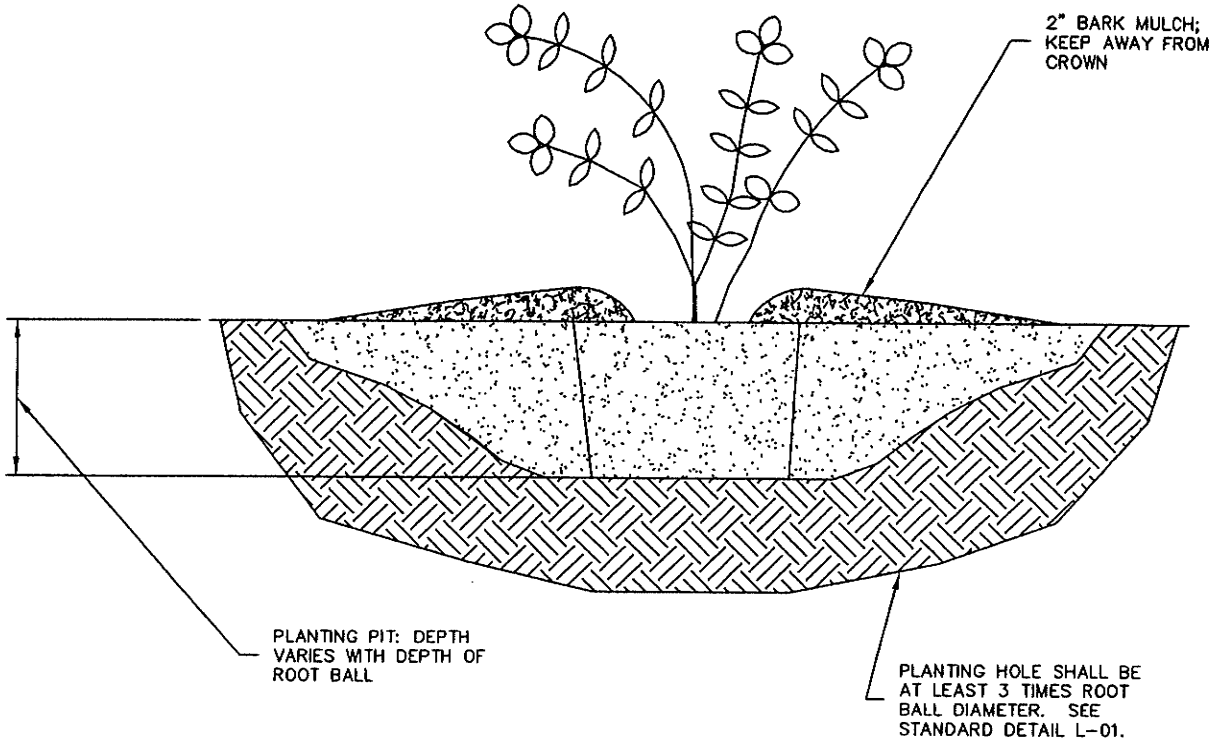


**TYPICAL STREET TREE  
LOCATION REQUIREMENTS**

**STANDARD  
DETAIL NO.  
L-03**

**NOTES:**

1. CUT & REMOVE ALL TWINE & PLASTIC. SCARIFY SIDES OF PLANTING HOLE & ROOT BALL.



REVISION: MAY 16, 2007

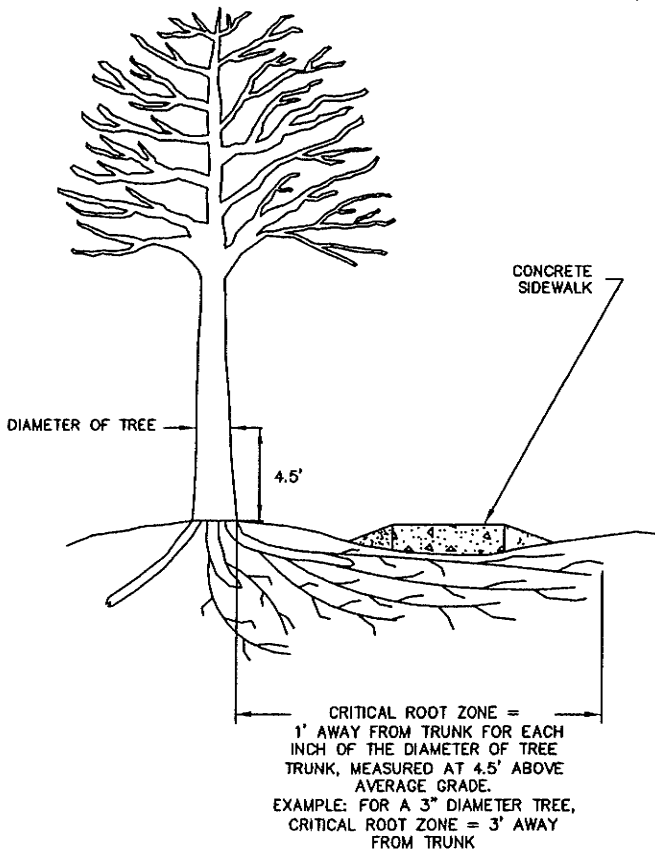
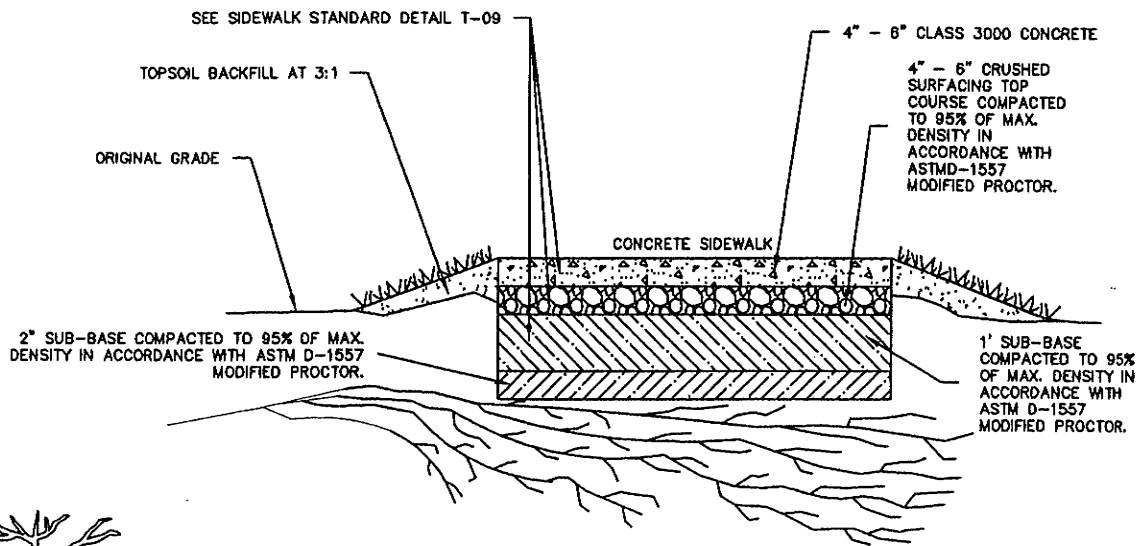
NO SCALE

CITY OF  
**ISSAQUAH**  
PUBLIC WORKS DEPARTMENT



TYPICAL SHRUB / GROUND  
COVER PLANTING

STANDARD  
DETAIL NO.  
L-04



REVISION: MAY 16, 2007

NO SCALE



TRAILS AND MEANDERING  
SIDEWALKS OVER CRITICAL  
ROOT ZONES

STANDARD  
DETAIL NO.  
L-05